| SYM | DWG.NO | CHANGE NO | DATE | REV'D BY |
|---|---|---|---|---|
| / | ALL | 1LE0035 | '18. 9. 3 | K.Nakada |
| 1 | ALL | 1BE0005 | '19.10.28 | K.Nakada |
| 2 | ALL | 1BE0006 誤記訂正 | '20. 6.23 | K.Nakada |

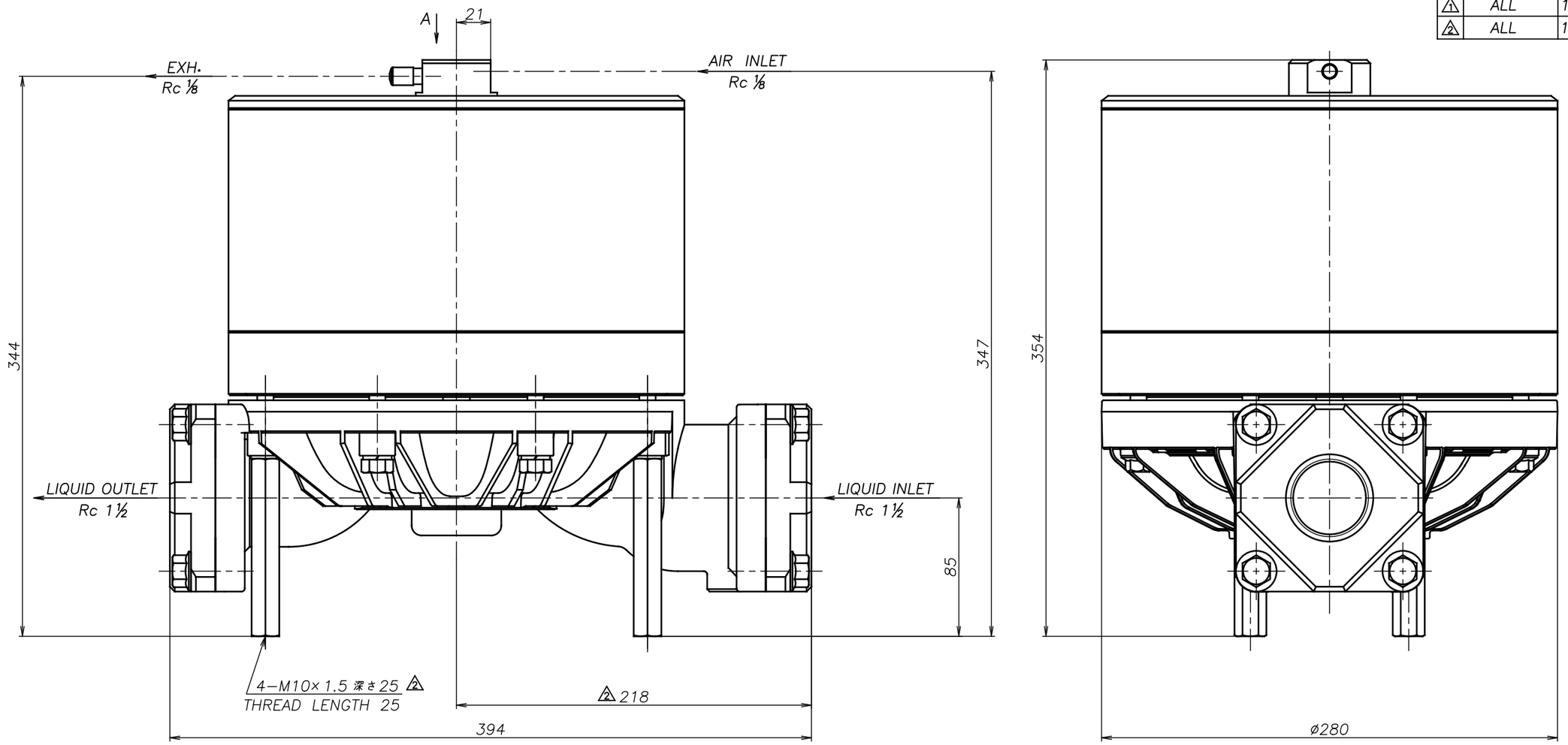


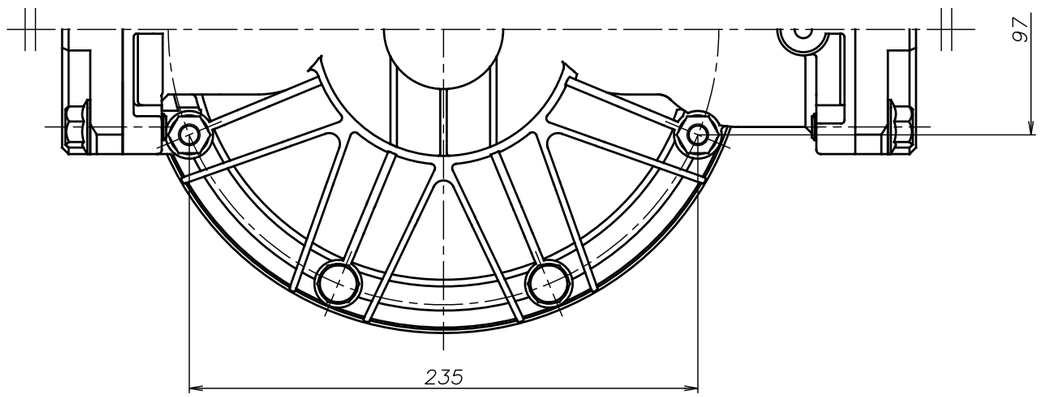


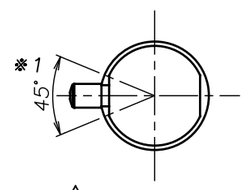


2 A部分矢視図
PARTIAL VIEW A

2 注1) AIR INLET, EXH.は ※1 の範囲で固定されています
2 NOTE:1) AIR INLET & EXH. port are fixed in the range of ※1.

| | | |
|---|---|---|
| APP'D BY | '20. 6.23 | S.Murata |
| CHECKED BY | '20. 6.23 | K.Nakano |
| DRAWN BY | '20. 6.23 | K.Nakada |

**YTS** Co., Ltd JAPAN

| | |
|---|---|
| 1 40 SS | |
| THIRD ANG. PROJ. / SCALE Free | DWG.NO. 1L00350YP−E |
| 1 40 SH | |
| THIRD ANG. PROJ. / SCALE Free | DWG.NO. 1L00349YP−E |
| 1 40 ST | |
| THIRD ANG. PROJ. / SCALE Free | DWG.NO. 1L00348YP−E |
| 1 40 SV | |
| THIRD ANG. PROJ. / SCALE Free | DWG.NO. 1L00347YP−E |
| 1 40 SE | |
| THIRD ANG. PROJ. / SCALE Free | DWG.NO. 1L00346YP−E |
| 1 40 SN | |
| THIRD ANG. PROJ. / SCALE Free | DWG.NO. 1L00345YP−E |
| THE DWG. OF: ダンパ アッセンブリ DAMPER ASSEMBLY | |
| 1 40 SC | |
| THIRD ANG. PROJ. / SCALE Free | DWG.NO. 1L00344YP−E |